

Sarla Chopra

D.A.V Public School

Sector-56, Noida



Curriculum Planner **2026-27**

Scholastic & Co-scholastic Areas



Class - U.K.G



Preface

The aim of a wholesome education is to enable a child to recognize and develop her /his talents and abilities. It is a tool which shapes & moulds the character, personality and career of a person.

Imparting education in a systematized and structured manner is extremely important in order to maximize its benefits. Keeping this in mind our teachers have designed the curriculum plan (Scholastic and Co-scholastic) for the session 2026-27 such that due to justice is done to each topic. Sufficient time is allotted to all the relevant areas so that at the end of the session each student feels better aware, confident and able to absorb and learn.

Based on the theory of learning by doing, the NEP2020 curriculum lays equal stress on activities and group discussions, thus providing the child with a lot of learning situations where the child will enjoy the whole learning experience.

For further improvement, suggestions from all corners are welcome.

(Ms.) Upasana Sharma
Principal

Our Vision

Is to be a Centre of Educational Excellence for all children, dedicated to produce responsible citizens and strong leaders of the future - to provide a holistic, stimulating, friendly and safe environment to the students who would come out fully equipped with 21st century skills and enriched with vedic values, who would be able to enjoy the journey of life with a smile on their faces, spark in their eyes and wisdom in their thoughts and actions.

Mission

The school stands committed to provide quality education through tested and accepted procedures and processes that aim at continual improvement. An education for human excellence which helps children grow into responsible citizens of their country who will build a caring and sharing society.

The school's curriculum woven with the strings of 'vedic knowledge' and culture and a host of co-curricular activities aims at building integrated and wholesome personalities, who are not only equipped with 21st century skills, but also enriched with a strong value system.

They are fearless, bold and confident, open and receptive, creative and imaginative, active and perceptive and yet kind, soft spoken and well behaved, disciplined and dedicated, hard working and sincere and above all cheerful and smiling.

CURRICULUM PLAN

CLASS – UKG

SYLLABUS 2026-27

-: Contents :-

I TERM	
MONTHS	PAGE NO.
APRIL / MAY	5-7
JULY	8-10
AUGUST	11-13
II TERM	
MONTHS	
SEPTEMBER	14-17
OCTOBER	18-20
NOVEMBER	21-22
DECEMBER	23-25
III TERM	
MONTHS	
JANUARY	26-30
FEBRUARY / MARCH	31-35

CURRICULUM PLAN

CLASS – UKG

SYLLABUS 2026-27




AIMS AND OBJECTIVES

- Our aim is to guide the child to develop himself as a better human being.
- We aim at helping the child unfold his/her talent to facilitate and sharpen his mental and physical abilities.
- The emphasize is on encouraging the students to cultivate various skills and develop an integrated personality. For this a systematic and dynamic child oriented programme will be followed to provide the child with an independent congenial and a meaningful atmosphere.

We offer children the opportunity to participate in a variety of experiments and activities that will enhance their skills and knowledge.

GENERAL ACTIVITIES

- The day will begin with morning assembly attended and conducted by children themselves.
 - Every morning 15 minutes will be devoted to free conversation during which the children will get an opportunity to talk about their experiences at home and outside.
 - All the festivals will be discussed and celebrated as and when they occur during the school assembly.
 - Visit to the Library will be made a part of the children's weekly routine.
 - New digital technologies will be used in-the classrooms.
 - Keeping in mind the requirement for a healthy body and healthy mind children will be given ample opportunity to play in the toy room, outdoor swings and playgrounds. Many activities related to health & hygiene are also made the part of the curriculum.
 - We will hold regular review meetings (PTM) between teachers and parents where they can talk, and plan different scholastic and non-scholastic activities for their child.
 - The main objectives of the Curriculum is to aim at an all round personality development of the child. The various aspects of child development according to NEP2020 are :
1. Socio-Emotional Development.
 2. Language Development and Communication skills.
 3. Physical and Motor development
 4. Development of Creative Expression and Aesthetic Appreciation.
 5. Development of cognitive skills along with value education, thinking skills and spirit of enquiry.

TOPIC	LEARNING OBJECTIVE	TEACHING METHODOLOGY / ACTIVITIES
LANGUAGE DEVELOPMENT		
<p>English Alphabet (A – Z) (a – z)</p>	<ol style="list-style-type: none"> 1) Can differentiate phonetic sound of alphabet. 2) To enhance vocabulary and writing skill. 3) Can discriminate between initial and last sound. 4) Can blend and segment sounds of single syllable spoken words 	<ul style="list-style-type: none"> • Recapitulation of capital and small alphabet which includes recognition, writing and phonetic sound. • Narration of vowel ‘a’ story [with the help of pictures & smart board] • Reading and Writing of three letter words having ‘a’ vowel sound with picture.
<p>Vowel ‘a’</p> <ul style="list-style-type: none"> • at • ap • ab • ag 		<p>e.g. bat </p> <p>cap </p> <p>bag </p>
<p>My English Book [Pgs – 2 to 8]</p> <p>My English Book [Pgs 10 to 12]</p> <p>Integrated Activity Book 10, 11</p>	<p>Activity</p> <ul style="list-style-type: none"> • Jump in the pond • Hear and Discriminate (Child Craft Kit) • To discriminate between initial and last sound 	<p>Related Exercises :</p> <ul style="list-style-type: none"> • Look and Encircle corresponding letter / picture • Matching picture with the corresponding letter
CONVERSATION		
<ul style="list-style-type: none"> • Self Introduction 	<ul style="list-style-type: none"> • Learn about themselves • Enhance speaking skills and observatory skills • Able to read own name 	<ul style="list-style-type: none"> • Building up of three letter words • Listen and Jump in the respective letter • Sentences related to self introduction
RHYMES (Rhyme Book)		
<ul style="list-style-type: none"> • My Dear Ones [Pg 5] • Good Night [Pg 36] 	<ul style="list-style-type: none"> • Develop sense of rhythm • Self expression • Correct pronunciation 	<ul style="list-style-type: none"> • With proper action and voice modulation

TOPIC	LEARNING OBJECTIVE	TEACHING METHODOLOGY / ACTIVITIES
हिंदी व्यंजन (क से ज)	<ul style="list-style-type: none"> • सुनने एवं लिखने की शक्ति का विकास। 	<ul style="list-style-type: none"> • क से ज तक का मौखिक व लिखित ज्ञान। • क से ज तक क्रमानुसार लिखना।
बाल माधुरी (पृष्ठ 1 व 2) शब्द अभ्यास (पृष्ठ 1 व 2)	<ul style="list-style-type: none"> • बौद्धिक क्षमता का विकास 	<ul style="list-style-type: none"> • संबंधित क्रियाकलाप <p>व्यंजन और स्वर पहचान कर चित्र से मिलाओ।</p> <ul style="list-style-type: none"> • चित्र वर्णन (Child Craft Kit) • चित्र पहचान कर उसका पहला अक्षर लिखो।
कविताएं सुबह (पृष्ठ 7) गमीर् आती है (पृष्ठ 30)	<ul style="list-style-type: none"> • मौसम से संबंधित वस्तुओं का ज्ञान। 	<ul style="list-style-type: none"> • विभिन्न विषयों से जुड़ी रोचक कविताओं का Smart Board एवं पुस्तक द्वारा सस्वर वाचन कराया जाएगा।

NUMBER WORK

<ul style="list-style-type: none"> • Pre-Number Concept 	<ul style="list-style-type: none"> • Clear understanding of concepts in Comparisons 	<ul style="list-style-type: none"> • Pre-number concept with the help of real life objects.
K.G. Math Book (Pgs 1 to 20)	<ul style="list-style-type: none"> • Develop thinking and logical skills 	Big / Small More / Less Long / Short Tall / Short
<ul style="list-style-type: none"> • Naming of colours 	<ul style="list-style-type: none"> • To identify and name different colours • To differentiate between Light and Dark 	<ul style="list-style-type: none"> • Sorting, Sequencing • Colour and shapes Videos by "little baby song"

TOPIC	LEARNING OBJECTIVE	TEACHING METHODOLOGY / ACTIVITIES
Number Concept (1 to 9) K.G. Math Book [Pgs 21 to 24] Activity:	<ul style="list-style-type: none"> • Develop thinking and Logical Skills • Increases sequencing ability • • Child Craft Kit • Roll the Dice 	<ul style="list-style-type: none"> • Number Concept • Numbers 1 to 10 <ul style="list-style-type: none"> • Count and Write • Count and Encircle Related Exercises : <ul style="list-style-type: none"> • Colour the big / small / long / short • Encircle the more / less quantity • Matching • Encircle the odd picture • Made for each other • Catch the odd

ENVIRONMENTAL CONCEPT

<ul style="list-style-type: none"> • Me and My Surroundings Integrated Activity Book (Pgs 1 to 9) Activity	<ul style="list-style-type: none"> • Able to read his / her name • Self Concept • Enhance Speaking Skills • Child Craft Kit 	<ul style="list-style-type: none"> • Self Introduction • My Body Parts • My Family • Sense organs • My Surroundings <ul style="list-style-type: none"> • Home Sweet Home • My School Activities <ol style="list-style-type: none"> 1. Family Tree 2. Role Play 3. Mirror Activity 4. Visit to School Campus • Picture Talk
---	---	--

CREATIVE DEVELOPMENT

<ul style="list-style-type: none"> • Fun with Colours [Pgs 1 to 3] 	<ul style="list-style-type: none"> • Colouring • My Hand Printing • Free hand Drawing
---	--

JULY (24 days)

TOPIC	LEARNING OBJECTIVE	TEACHING METHODOLOGY / ACTIVITIES
LANGUAGE DEVELOPMENT		
English		
<ul style="list-style-type: none"> • Vowel 'a' words ending with <ul style="list-style-type: none"> • ad • an • ax • am 	<ul style="list-style-type: none"> • Vocabulary building • Able to discriminate between initial and last sound 	<ul style="list-style-type: none"> • Revision of 'a' vowel words done so far – At, ap, ab, ag • Narration of 'a' vowel story • Writing of three letter words (vowel 'a') and simple phrases along with pictures
<u>ACTIVITIES</u>		
<p>My English Book [Pgs – 12 to 15]</p> <p>Integrated Activity [Pgs 12, 15]</p>	<ul style="list-style-type: none"> • Able to use words and phrases in complete sentences • Able to read and write vowel 'a' words 	<p style="text-align: center;">Related Exercise</p> <ul style="list-style-type: none"> • Reading of words from text book, newspaper & magazine • Child Craft Kit – Catch Me • Look & Write • Put a ring around the picture • Fill ups and Matching

CONVERSATION		
<ul style="list-style-type: none"> • Use of Courteous words 	<ul style="list-style-type: none"> • Learn how to be courteous 	<ul style="list-style-type: none"> • Use of Magical Words – Please, Sorry, Excuse Me, Thank You
RHYMES		
<p>Rhythmic Rhyme Book</p> <ul style="list-style-type: none"> • Doctor – Pg 35 • Postman – Pg 45 • Cobbler – Pg 47 	<ul style="list-style-type: none"> • Recreation • Sense of Rhythm 	<ul style="list-style-type: none"> • Teacher will recite the rhymes along with actions and proper facial expressions. [With the help of Audio-Visual Aids]

TOPIC	LEARNING OBJECTIVE	TEACHING METHODOLOGY / ACTIVITIES
<p>हिंदी</p> <p>व्यंजन (ट से म)</p> <p>बाल माधुरी (पृष्ठ 3 व 5)</p> <p>शब्द अभ्यास (पृष्ठ 3 व 4)</p> <p>कविताएं पानी (पृष्ठ 21)</p>	<ul style="list-style-type: none"> • व्यंजन की ध्वनि की पहचान। • सही लेखन। • व्यंजनों का सही उच्चारण। • बौद्धिक क्षमता का विकास • संगीत के प्रति रूचि। • भाषा का शुद्धिकरण। <ul style="list-style-type: none"> • जीवन में पानी के महत्त्व का ज्ञान। 	<ul style="list-style-type: none"> • ट से म तक का मौखिक ज्ञान। • इन व्यंजनों से शुरू होने वाले शब्दों का ज्ञान चित्र सहित। • क से म तक क्रमानुसार लिखना। • संबंधित क्रिया कलाप • रिक्त स्थान भरो। • देखो और लिखो। • रंग भरना इत्यादि। • विभिन्न विषयों से जुड़ी रोचक कविताओं का Smart Board एवं पुस्तक द्वारा सस्वर वाचन कराया जाएगा।

Number Work		
<ul style="list-style-type: none"> • Numerals (1 to 10) • What Comes After • What Comes Before • What Comes Between • Missing Numbers 	<ul style="list-style-type: none"> • Value of Numbers 	<ul style="list-style-type: none"> • Recapitulation of numerals (1 to 10) • After , Before and Between through real life objects and Number Line.
K.G. Math Book [Pgs 29 to 32]		
Activity	<ul style="list-style-type: none"> • Able to count numbers and their value • What Comes Next ? • (After, Before & Between) • Able to understand the place value 	<ul style="list-style-type: none"> • Count and Write • Matching • Missing Numbers • Concept of One's and Tens will be done through Abacus

TOPIC	LEARNING OBJECTIVE	TEACHING METHODOLOGY / ACTIVITIES
Concept of Zero [0] Introduction of Number–10 K.G. Math Book [Pgs 25 to 28]	Able to recognize number zero [0] and [10] and its value	

ENVIRONMENTAL CONCEPT

<ul style="list-style-type: none"> • Community Helpers Integrated Activity Book [Pg 25 to 28]	<ul style="list-style-type: none"> • Importance of the community helpers. • Show empathy and respect towards our helpers • Identify the jobs people do and their role through the services they offer. • Able to identify and recognize the tools and equipment that are used by all community helpers 	<ul style="list-style-type: none"> • General Conversation on [Doctor, Cobbler, Teacher, Barber, Farmer, Tailor, Postman, Firefighter etc.] • Tools they use • How do they help us? Activities <ul style="list-style-type: none"> • Role Play on Helpers • Colour the tools they use • Puzzles • Visit to Nursery Library (Where different pictorial books will be shown related to the topic)
Water	<ul style="list-style-type: none"> • Knowledge about importance and value of water • To develop scientific approach 	<ul style="list-style-type: none"> • Importance of water • Sources of water • Uses of water • Conservation of water
Integrated Activity Book [Pgs 16 to 18]	<ul style="list-style-type: none"> • To develop observation and analytical thinking 	Activities <ul style="list-style-type: none"> • Different experiments of water • Circle the things which float / sink

CREATIVE DEVELOPMENT

<ul style="list-style-type: none"> • Fun with Colours [Pgs 4 to 6] 	<ul style="list-style-type: none"> • Develop Creativity • Concentration and Aesthetic Sense 	<ul style="list-style-type: none"> • Colouring with proper strokes • Vegetable Printing • Free hand Drawing (Sources of water, tools used by helpers]
---	---	--

AUGUST (21 days)

TOPIC	LEARNING OBJECTIVE	TEACHING METHODOLOGY / ACTIVITIES
LANGUAGE DEVELOPMENT		
English		
<ul style="list-style-type: none"> • Vowel 'e' words ending with <ul style="list-style-type: none"> • et • ed • en • eg • em • eb 	<ul style="list-style-type: none"> • Enhance the vocabulary and Writing Skills • Able to write simple phrases using three letter words • Able to discriminate between initial and last sound • Vocabulary building 	<ul style="list-style-type: none"> • Narration of vowel 'e' story • Reading of 3 letter words (vowel 'e') from textbook • Writing of 3 letter words and phrases along with pictures of vowel 'e' • Related exercises <ul style="list-style-type: none"> - Look and Write - Fill the missing letter - Match the picture with its name - Encircle the one that does not belong - Name the picture - See the picture and write the correct phrase

<p>हिंदी</p> <p>व्यंजन (य से ह)</p>	<ul style="list-style-type: none"> • व्यंजन की ध्वनि की पहचान। • सही लेखन। • व्यंजनों का सही उच्चारण। • भाषा भण्डार के प्रति रूचि • बौद्धिक क्षमता का विकास 	<ul style="list-style-type: none"> • य से ह तक का मौखिक ज्ञान। • इन व्यंजनों से शुरू होने वाले शब्दों का ज्ञान चित्र सहित।
<ul style="list-style-type: none"> • (क से ह) तक क्रमानुसार • अ से अ: (स्वर) 	<ul style="list-style-type: none"> • (क से ह तक क्रमानुसार लिखना। 	<ul style="list-style-type: none"> • (अ से अ:) तक मौखिक ज्ञान। • इन स्वरों से शुरू होने वाले शब्दों का ज्ञान कहानी के द्वारा। • (अ से अ:) क्रमानुसार लिखना

TOPIC	LEARNING OBJECTIVE	TEACHING METHODOLOGY / ACTIVITIES
<p>बाल माधुरी (पृष्ठ6व23)</p> <p>शब्द अभ्यास (पृष्ठ5-14)</p> <p>• दो अक्षर के शब्दों का परिचय</p>	<p>• शब्दकोष का विकास।</p> <p>• भाषायी कौशल बढ़ाना</p> <p>• वणोर् को जोड़कर शब्द निर्माण करना।</p>	<p>संबोधित क्रियाकलाप</p> <ul style="list-style-type: none"> • रिक्त स्थान भरो। • देखो और लिखो। • रंग भरना इत्यादि। <p>• व्यंजनों को जोड़कर दो अक्षर के शब्द बनाना।</p> <p>• दो अक्षर के शब्दों को पढ़ना।</p>

NUMBER WORK		
<p>Addition and Subtraction (1-9)</p>	<ul style="list-style-type: none"> • Able to recognize the addition symbol (+) for add and subtraction symbol (-) for subtract. • Stimulate their imagination and problem solving abilities 	<ul style="list-style-type: none"> • Concept of addition and subtraction through Abacus. • Addition of numbers (1-9) with the help of objects, pictures, number line and abacus. • Subtraction of numbers (1-9) with the help of objects, pictures, number line and abacus. <p>Activities</p> <ul style="list-style-type: none"> • Jumping numbers (Numbers line), able to subtract and add on the number line.

TOPIC	LEARNING OBJECTIVE	TEACHING METHODOLOGY / ACTIVITIES
Fun with Maths (Pages 33 to 54) Flat Shapes Pages 55 to 58 (KG Maths Book)	<ul style="list-style-type: none"> Appreciating the importance of numbers in our life. Establish relationship between flat shapes 	<p>Related Exercises</p> <ul style="list-style-type: none"> Addition of pictures Addition on number line. Colour the objects of corresponding numbers Solving sums with the help of pictures. Circle , triangle , Square , rectangle , through real life objects, visual aids, colouring, drawing and pasting. <p>Activity</p> <ul style="list-style-type: none"> Shape me up

ENVIRONMENTAL CONCEPT

<ul style="list-style-type: none"> Food <p>Integrated Activity Book [Pg 33 to 34]</p>	<ul style="list-style-type: none"> Importance of the food habits Identify different food group Understand food is vital for growth 	<p>General Conversation on food-</p> <ul style="list-style-type: none"> Fruits and vegetables Dairy products Healthy and junk food Importance of balanced diet <p>Activities</p> <ul style="list-style-type: none"> Fruit chat Related exercises Visit to library (pictorial books will be shown)
--	---	---

CREATIVE DEVELOPMENT

<ul style="list-style-type: none"> Fun with Colours [Pgs 7 to 9] 	<ul style="list-style-type: none"> Develop fine motor skills and enhance artistic talent. 	<ul style="list-style-type: none"> Colouring within figures with proper strokes. Creative activity related to Rakhi and Independence Day. Free hand drawing Healthy / unhealthy food Rainy season
---	--	---

**SEPTEMBER
(11 days)**

TOPIC	LEARNING OBJECTIVE	TEACHING METHODOLOGY / ACTIVITIES
LANGUAGE DEVELOPMENT		
English		
<ul style="list-style-type: none"> • Vowel 'i' words ending with <ul style="list-style-type: none"> • it • ip • ig • id • in • ib • im • ix 	<ul style="list-style-type: none"> • Enhance the vocabulary and Writing Skills. • Able to discriminate between initial and last sound. • To enhance communication skills. 	<ul style="list-style-type: none"> • Narration of vowel 'i' story • Reading of 3 letter words (vowel 'i') from textbook • Writing of 3 letter words and phrases along with pictures of vowel 'i' • Related exercises <ul style="list-style-type: none"> - Look and Write - Fill ups - Matching - Encircle & write the correct word
<p>Integrated Activity Book (Pgs 29 to 32)</p>		
<p>My English Book (pgs 22 to 27)</p>		<p>Activity</p> <p>Pool Jump.</p>
Conversation		
<ul style="list-style-type: none"> • Use of courteous words 	<ul style="list-style-type: none"> • Learn how to be courteous 	<ul style="list-style-type: none"> • Use of Good Evening, Good Night • Use of Sorry and Excuse me • May I....
Rhymes		
<p>Sound of animals (Pg 12)</p>	<ul style="list-style-type: none"> • Recreation and language development • Able to respond beats and sounds on the rhythm of the rhyme 	<ul style="list-style-type: none"> • Recitation with proper actions and voice modulation.
<p>Going to the zoo (Pg 8)</p>		

TOPIC	LEARNING OBJECTIVE	TEACHING METHODOLOGY / ACTIVITIES
-------	--------------------	-----------------------------------

हिंदी

दो अक्षर के शब्द

- पहली व अंतिम ध्वनि की पहचान।
- सही लेखन भाषा भण्डार के प्रति रूचि।
- शब्दकोष का विकास।
- वर्णों को जोड़कर शब्द निर्माण करना।

• शब्दों को जोड़कर पढ़ना व लिखना
(चित्र सहित) Σ

जैसे :

ज + ग = जग

ट + ब = टब

छ + त = छत

- शब्दों को जोड़कर पढ़ना व लिखना
(बिना चित्र वाला) Σ

बाल माधुरी
(पृष्ठ 24 व 31)

कवितायें

- भालू वाला
(पृष्ठ 55)

- हे माँ तुम्हे प्रणाम

संगीत के प्रति रूचि

नई कवितायें सुर व लय के साथ
सिखायी जाएगी।

MATHS

NUMBER WORK

Ones and Tens

- Clarity in Mathematical concept
- Concept of ones and tens with the help of abacus

e.g.

TOPIC	LEARNING OBJECTIVE	TEACHING METHODOLOGY / ACTIVITIES
Numeral 1 to 20	<ul style="list-style-type: none"> Develop mental aptitude 	<ul style="list-style-type: none"> Numerals 1 to 20 with the help of abacus using the concept of ones and tens
Missing Numbers		<ul style="list-style-type: none"> Put in the missing number
Solid Shapes (Pg 59 to 62)	<ul style="list-style-type: none"> Begin to related the shapes to the objects seen in the environment 	<ul style="list-style-type: none"> Identification of solid shapes Recognition, naming and awareness of related objects <p>Cube Cuboid Cone Sphere</p>
Maths Text Book (Pg 63 to 67)	<ul style="list-style-type: none"> Value of numbers 	<ul style="list-style-type: none"> Join the shapes that match <p>Activities : Join the dots and colour</p> <ul style="list-style-type: none"> Count and write
Activity	<ul style="list-style-type: none"> Child Craft Kit 	<ul style="list-style-type: none"> Full House Find out

Environmental Concept

TOPIC	LEARNING OBJECTIVE	TEACHING METHODOLOGY / ACTIVITIES
<p>Animals and Birds</p>	<ul style="list-style-type: none"> • Awareness about animals and birds. • Develop conversation skills • Develop feeling of love and kindness for animals and birds 	<ul style="list-style-type: none"> • Names of wild, domestic and water animals. • General conversation on <ul style="list-style-type: none"> - Animals, and their young ones. - Animals and their homes - Animals and their food. • Names of different birds
<p>Activity</p>	<ul style="list-style-type: none"> • Child Craft Kit 	<ul style="list-style-type: none"> • Bits and Pieces • Collect and bring pictures of Animals and Birds • Collage Work
<p>My Integrated Activity Book (Pg 39 to 44)</p>		<p>Activities :</p> <ul style="list-style-type: none"> • Look and write the names of pet animals. • Matching (animals with their food and home) • Wiring last and initial sound. • Visit to Library • Recognise me (sounds of animals).

CREATIVE DEVELOPMENT

<p>Colouring</p>	<ul style="list-style-type: none"> • Enhance creativity and imagination • recreation 	<ul style="list-style-type: none"> • fun with colours (Pg 10, 11 & 12) • finger printing • free hand drawing
-------------------------	--	---

OCTOBER (17 days)

TOPIC	LEARNING OBJECTIVE	TEACHING METHODOLOGY / ACTIVITIES
LANGUAGE DEVELOPMENT		
English		
<ul style="list-style-type: none"> • Vowel 'o' words ending with <ul style="list-style-type: none"> • op • og • ot • od • oy • ox • ob 	<ul style="list-style-type: none"> • Able to read and write words and phrases of vowel 'o' • Enhance the vocabulary and Writing Skills. • To enhance thinking ability. 	<ul style="list-style-type: none"> • Narration of vowel 'o' story • Reading of 3 letter words (vowel 'o') and phrases of vowel 'o' <p style="text-align: center;">e.g.</p> <p style="text-align: center;">log top cot</p>
<p>Integrated Activity Book (Pgs 35 to 38)</p>		<p>Activity Join and enjoy</p>
<p>My English Book (pgs 28 to 33)</p>		<p>Related Exercises</p> <ul style="list-style-type: none"> • Matching word to picture • Cross the odd one out • Look and write • Rhyming words • Catch me (Child Craft)
<p>Rhymes</p>	<ul style="list-style-type: none"> • Associate sound to vehicles 	<ul style="list-style-type: none"> • Recitation with proper actions and voice modulation
<p>Rhythmic Rhyme Book Pump, Tring, Zoom, Chuk (Pg 48)</p>		
<p>Story</p> <p>Panchatantra Stories</p> <p>Related to festivals</p>	<ul style="list-style-type: none"> • Memorization • Build up word bank 	<ul style="list-style-type: none"> • Narration and dramatization of the story • Retell the story in sequence.

TOPIC	LEARNING OBJECTIVE	TEACHING METHODOLOGY / ACTIVITIES
हिंदी दो अक्षर के शब्द	<ul style="list-style-type: none"> • शब्दकोष का विकास। • भाषयी कौशल को बढ़ाना। • मौखिक वाचन शक्ति का विकास करना। 	<ul style="list-style-type: none"> • दो अक्षर के शब्दों वाले सरल वाक्य बोलना, पढ़ना व लिखना।
दो अक्षर के शब्दों से संबंधित क्रियाकलाप।		<ul style="list-style-type: none"> • संबंधित क्रियाकलाप। • चित्र देखकर सही शब्द पर गोला लगाओ। • चित्र पहचानकर सही शब्द लिखे।
बाल माधुरी (पृष्ठ 32 व 36)		<ul style="list-style-type: none"> • शब्द भरकर वाक्य पूरा करे। • रिक्त स्थान भरो। • चित्र देखकर शब्दों को सही कीजिए।
बाल माधुरी (पृष्ठ 15 व 22)		
कवितायें	<ul style="list-style-type: none"> • सड़क की बत्तियाँ (पृष्ठ 50) • एक चिड़िया के बच्चे चार 	<ul style="list-style-type: none"> • मनोरंजन कविताओं द्वारा कल्पनाशीलता एवं भावनात्मक स्तर में वृद्धि करना। • लय - ताल, आरोह-अवरोह का ज्ञान कराना। • विभिन्न विषयों से जुड़ी रोचक कविताओं का Smart Board एवं पुस्तक द्वारा सस्वर वाचन कराया जाएगा।
NUMBER WORK		
What comes before, between after K.G. Mathematics (Pg 68 to 70)	• Clarity in Sequencing of numbers	• Find your partner Related Activities • Matching

Environmental Concept

TOPIC	LEARNING OBJECTIVE	TEACHING METHODOLOGY / ACTIVITIES
Transport and Road Safety My Integrated Activity Book (Pg 51 to 53)	<ul style="list-style-type: none">• To differentiate modes of transport• Proper use and care of public transport• To be able to understand the importance of road safety and the rules to be followed.• Developing thinking and speaking skills	<ul style="list-style-type: none">• General conversation on different means of transport and road safety.• Safety rules to be followed (Traffic Signal etc.)• Land, Air and Water Transport <p>Activities</p> <ul style="list-style-type: none">• Visit to Nursery Library• Colour the vehicle which uses Petrol/CNG/Diesel• Transport Game• Collect & bring pictures of different modes of transport.

CREATIVE DEVELOPMENT

Fun with Colours (Pg 13 to 15)	<ul style="list-style-type: none">• Develop fine motor skills and to enhance artistic talent.• To build team work• To develop eye hand coordination	<ul style="list-style-type: none">• Colouring within figure with proper strokes• Paper ball pasting• Creative activity related to festival• Free hand drawing.
--	---	---

NOVEMBER (22 days)

TOPIC	LEARNING OBJECTIVE	TEACHING METHODOLOGY / ACTIVITIES
LANGUAGE DEVELOPMENT		
English		
<ul style="list-style-type: none"> • Vowel 'u' words ending with <ul style="list-style-type: none"> • un • ut • up • ug • um • up 	<ul style="list-style-type: none"> • Enhance the vocabulary and Writing Skills. • Discriminate between initial and last sound • Able to read and write words and phrases of vowel 'u' 	<ul style="list-style-type: none"> • Narration of vowel 'u' story • Reading of 3 letter words (vowel 'u') from textbook. • Writing of 3 letter words and phrases along with pictures e.g. cup ,bun etc.
<p>Integrated Activity Book (Pgs 45 to 50)</p> <p>My English Book (pgs 34 to 38)</p>		<p style="text-align: center;">Related Exercises</p> <ul style="list-style-type: none"> • Look and write • Encircle the correct word • Fill ups • Choose the correct phrase and write it
Activity	<ul style="list-style-type: none"> • Child Craft Kit 	<ul style="list-style-type: none"> • Catch me • Find my partner

हिंदी

<p>तीन अक्षर के शब्द</p> <p>बाल माधुरी (पृष्ठ 38 व 41)</p>	<ul style="list-style-type: none"> • शब्द भण्डार में वृद्धि करना। • वणोर् को जोड़कर निर्माण करना सिखाना। • मौखिक वाचन शक्ति का विकास करना। 	<ul style="list-style-type: none"> • तीन अक्षर के शब्दों को चित्र सहित पढ़ना। • तीन अक्षर के शब्दों को जोड़कर लिखना।
--	---	--

TOPIC	LEARNING OBJECTIVE	TEACHING METHODOLOGY / ACTIVITIES
<p>कवितायें</p> <ul style="list-style-type: none"> सदीर् आती है। (पृष्ठ 29) सड़क की बत्तियाँ (पृष्ठ 50) 	<ul style="list-style-type: none"> कविता वाचन कौशल का विकास करना। विभिन्न ऋतुओं से अवगत करना। परिवहन के नियमों से अवगत कराना। 	<ul style="list-style-type: none"> विभिन्न विषयों से जुड़ी रोचक कविताओं का Smart Board एवं पुस्तक द्वारा सस्वर वाचन कराया जाएगा।

NUMBER WORK

Addition
(0 to 20)

K.G. Mathematics
(Pg 71)

- Stimulate Problem Solving Abilities
- Concept of addition (0 to 20) through number line and abacus.

Environmental Concept

Plants

Integrated Activity Book
(Pg 65, 66)

- To make them aware of the importance of plants
- To make them aware about the dependence of animals and people on plants
- How are plants useful to us.
- Different types of plants
- Things we get from plants.

Activities

- Drawing
- Nature Walk
- Visit to Library where books will be shown and given to children
- germination

CREATIVE DEVELOPMENT

Fun with Colours
(Pg 16 to 18)

- To develop fine motor skills and enhance artistic talent.
- Colouring within figure with proper strokes
- Art Activity Blow printing
- Free hand drawing.

DECEMBER (22 days)

TOPIC	LEARNING OBJECTIVE	TEACHING METHODOLOGY / ACTIVITIES
LANGUAGE DEVELOPMENT		
<p>English Mixed Vowel (a, e, i, o, u)</p> <p>Integrated Activity Book (Pgs 54 to 57)</p> <p>My English Book (pgs 39 to 42)</p>	<ul style="list-style-type: none"> • Able to discriminate between different vowel sound 	<ul style="list-style-type: none"> • Crossword Puzzle • Look and Write • Jumbled word • Write the word according to the vowel • Encircle the correct word • Matching
<p>Difficult Words</p>	<ul style="list-style-type: none"> • Learn correct pronunciation and build communication skills 	<ul style="list-style-type: none"> • Reading and Learning of difficult words <p>table, hill chair, ball bird, girl nest, zoo tree, book</p>
<p>Primary Words</p> <p>'and' , 'is'</p> <p>Integrated Activity Book (Pgs 60 to 62)</p> <p>My English Book (pgs 44 to 47)</p>	<ul style="list-style-type: none"> • Correct use of Primary Words • Enhance Communication skills 	<ul style="list-style-type: none"> • Reading and writing of phrases using Primary Words e.g. <p>A bat and a ball</p> <ul style="list-style-type: none"> • Reading and writing of sentences related to 'is' e.g. <p>Tim is a girl.</p>
<p>Rhymes</p>	<ul style="list-style-type: none"> • Follow rhythm • Fun and frolic • Awareness about the festivals 	<ul style="list-style-type: none"> • Teaching of rhyme with proper voice modulation and action.

TOPIC	LEARNING OBJECTIVE	TEACHING METHODOLOGY / ACTIVITIES
<p>तीन अक्षर के शब्दों के वाक्य।</p> <p>तीन अक्षर के शब्दों के वाक्य।</p> <p>तीन अक्षर से संबंधित क्रियाकलाप</p> <p>बाल माधुरी (पृष्ठ 42 व 46)</p> <p>शब्द अभ्यास (पृष्ठ 23 व 30)</p>	<ul style="list-style-type: none"> • शब्दकोष का विकास • भाषायी कौशल को बढ़ाना • मौखिक वाचन शक्ति का विकास करना। 	<ul style="list-style-type: none"> • दो व तीन अक्षर के शब्दों को जोड़कर वाक्य पढ़ना व लिखना <p>जैसे :</p> <ol style="list-style-type: none"> 1. अजय इधर आ। 2. कलश रख कर हवन कर। <ul style="list-style-type: none"> • चित्र देखकर सही शब्द पे गोला लगाओ। • सामान ध्वनि वाले शब्दों पर गोला लगाओ। • चित्र पहचान कर सही शब्द लिखे। • शब्द भरकर वाक्य पूरे रखे। • जोड़ी तो जाने।

NUMBER WORK

Subtraction
(0 to 20)

K.G. Mathematics
(Pg 72 and 73)

- Stimulate Problem Solving Abilities
- Correlation with daily life

- Concept of subtraction(0 to 20) through number line and abacus.
- Solving subtraction problem with the help of picture, number lines and abacus.

Activities

- Subtraction on number line and with real objects

Environmental Concept

TOPIC	LEARNING OBJECTIVE	TEACHING METHODOLOGY / ACTIVITIES
Air	<ul style="list-style-type: none">• Clear understanding of the concept• Vocabulary building• Importance of air	General conservation on the topic <ul style="list-style-type: none">• Air is all around us.• All living things need air to breathe.• Moving wind blows the kite, sailing boat etc.• Clear air keeps us healthy.• We can feel air• Related art activities• Experiments.
Activity	<ul style="list-style-type: none">• Child Craft Kit	twins

CREATIVE DEVELOPMENT

Colouring	<ul style="list-style-type: none">• Development of fine motor skills• Development of imagination and aesthetic sense	<ul style="list-style-type: none">• Fun with colours (Pg 19, 20, 21)• Activity related to Christmas and New Year.
------------------	---	--

JANUARY (17 days)

TOPIC	LEARNING OBJECTIVE	TEACHING METHODOLOGY / ACTIVITIES
LANGUAGE DEVELOPMENT		
English (This and That) Integrated Activity Book (Pgs 63 to 64) My English Book (pgs 48 to 50)	<ul style="list-style-type: none"> • Correct use of Primary words • Develop speaking and writing skills • Enhance communication Skills • Increase Mental Level 	<ul style="list-style-type: none"> • Reading and writing of sentences using This and That This is a tub That is a dog
Use of Preposition (in , on)	<ul style="list-style-type: none"> • Learn the correct application and usage of 'in' and 'on' • Enhance reading skills 	<ul style="list-style-type: none"> • Use of 'in' through pictures and real objects A pin is in the cup • Use of 'on' through pictures and real objects A bat is on the mat • Reading and writing of in, on
Integrated Activity Book (Pgs 67 to 68) My English Book (pgs 51 to 54)		
Rhymes <ul style="list-style-type: none"> • Rhythmic Rhyme Book • Winter Season is here (Pg 27) 	<ul style="list-style-type: none"> • Develop sense of rhythm • Learn correct pronunciation 	<ul style="list-style-type: none"> • Singing of rhyme with proper voice modulation and actions.

TOPIC	LEARNING OBJECTIVE	TEACHING METHODOLOGY / ACTIVITIES
चार अक्षर के शब्द	<ul style="list-style-type: none"> • शुद्ध उच्चारण एवं शब्द भंडार में वृद्धि करना। • त्वरित बुद्धि क्षमता का विकास करना। • श्रवण एवं कौशल का विकास करना। 	<ul style="list-style-type: none"> • चार अक्षर वाले शब्द का ज्ञान चित्र सहित दिया जाएगा। • शलगम शरबत अदरक • दो शब्दों को जोड़कर पढ़ना व लिखना हल + चल = हलचल झट + पट = झटपट
चार अक्षर के शब्दों के वाक्यों ।	<ul style="list-style-type: none"> • चार अक्षर के शब्दों वाले वाक्यों को पढ़ने व लिखने में समर्थ होना। 	<ul style="list-style-type: none"> • चार अक्षर वाले शब्दों के सरल वाक्य पढ़ना व लिखना। जैसे : नटखट मत बन।
संबंधित क्रियाकलाप बाल माधुरी (पृष्ठ 47 व 56) शब्द अभ्यास (पृष्ठ 31 व 39)	<ul style="list-style-type: none"> • 	<p>संबंधित क्रियाकलाप</p> <ul style="list-style-type: none"> • सही वाक्य पर चिह्न लगाना। • सही शब्द पर गोला लगाना। • रिक्त स्थान भरो।
कवितायें • पाँच चिड़ियाँ (पृष्ठ 51) • नटखट बन्दर (पृष्ठ 56)	<ul style="list-style-type: none"> • स्मरण शक्ति और भाषा भंडार का विकास। 	<ul style="list-style-type: none"> □ कवितायें अध्यापिका द्वारा सही उच्चारण एवं लय के साथ सिखायी जाएगी।

NUMBER WORK

TOPIC	LEARNING OBJECTIVE	TEACHING METHODOLOGY / ACTIVITIES
Numerals (1 to 50) K.G. Mathematics (Pg 72 and 73)	<ul style="list-style-type: none">Learn the place value of numbersMatch the numbers to the correct quantity of given objects	<ul style="list-style-type: none">Understand the place value of numbersCount and write numbers from (1 to 50) in a correct sequence.Understand concepts within the sequence <p>TO TO TO TO TO 1 2 1 3 1 4 1 5 1</p>
Missing Number K.G. Mathematics (Pg 74 to 78) (Pg 65 to 67)	<ul style="list-style-type: none">Increase mental ability and aptitude skills	<ul style="list-style-type: none">Number Completion (Put the missing numbers)Trace and fill in the numbersFill in the missing numbers <p>Activity Step by Step</p> <ul style="list-style-type: none">Full houseWho comes first
Activities		

Environmental Concept

Seasons	<ul style="list-style-type: none">Observation and awareness about change in weather	General conservation on the topic <ul style="list-style-type: none">Seasonal fruits and vegetablesClothes worn during different seasonsExercises related to seasonsRecapitulation of rhymes on seasons
----------------	---	--

CREATIVE DEVELOPMENT

TOPIC	LEARNING OBJECTIVE	TEACHING METHODOLOGY / ACTIVITIES
Fun with colours (Pg 22 to 24)	<ul style="list-style-type: none">• Development of fine motor skills and enhance artistic talent	<ul style="list-style-type: none">• Colouring within figure with proper strokes• Draw the pattern and colour it• Creative Activity related to Republic day.• Free hand drawing-nature scene

FEBRUARY / MARCH

TOPIC	LEARNING OBJECTIVE	TEACHING METHODOLOGY / ACTIVITIES
LANGUAGE DEVELOPMENT		
English Use of - Under - has	<ul style="list-style-type: none"> • Usage of 'under' and 'has' in sentences • Build up vocabulary bank • Develop reading and writing skills • Able to spell and recognize his/her name • Able to converse using proper grammar • Develop mental ability. 	<ul style="list-style-type: none"> • Reading and writing of sentences related to 'under' and 'has' <p>A cup is under the table.</p>
My English Book (pgs 55 to 61)	<ul style="list-style-type: none"> • Able to converse using proper grammar • Develop mental ability. 	<p>Tom has a bat.</p>
Simple Sentences (pgs 62 to 66)		<ul style="list-style-type: none"> • Reading and writing of simple sentences • Writing of own name • Spelling and writing of animal names and recognition of animals like cat, dog, cow, ox, deer, bear, monkey, donkey.
Integrated Activity Book (Pgs 69 to 71 & 75 to 77)		<ul style="list-style-type: none"> • Activities – Related Exercises - Look and write - Complete the sentences - Listen and play game related to 'in', 'on', 'under'.
Conversation Sentences on 'MYSELF'	<ul style="list-style-type: none"> • Able to speak and write about myself • Develop speaking skills • Confidence in communicating about oneself. 	<ul style="list-style-type: none"> • Reading as well as writing of sentences on 'Myself' - My name is ... - I am a girl / boy. - I study in UKG. - I am five years old. - I love my parents. - I love my school.
Activity	<ul style="list-style-type: none"> • Child Craft Kit 	<ul style="list-style-type: none"> • Find my partner.

TOPIC	LEARNING OBJECTIVE	TEACHING METHODOLOGY / ACTIVITIES
<p>'आ' की मात्रा का ज्ञान।</p> <p>बाल माधुरी (पृष्ठ 57 व 68)</p> <p>शब्द अभ्यास (पृष्ठ 40 व 51)</p>	<ul style="list-style-type: none"> 'आ' की मात्रा के शब्दों को लिखने व पढ़ने में समर्थ होना। बौद्धिक क्षमता का विकास। सुनने व लिखने की शक्ति का विकास। 	<ul style="list-style-type: none"> 'आ' की मात्रा का व्यंजनों में प्रयोग जैसे क + = का ख + = खा 'आ' की मात्रा प्रथम व्यंजन में शब्दों का पढ़ना व लिखना। जैसे नाव , आम 'आ' की मात्रा का प्रयोग अं द्वितीय व्यंजन में कला, टला, चला, पला, मला आदि 'आ' की मात्रा का प्रयोग तीन अक्षर के व्यंजनों वाले शब्द के प्रथम, बीच में और आखिर में बादल अनार गमला गाजर तीन अक्षर के व्यंजनों वाले शब्दों में प्रथम व अंतिम व्यंजन में मात्रा राजमा भागना जागना

TOPIC	LEARNING OBJECTIVE	TEACHING METHODOLOGY / ACTIVITIES										
<p>फलों व सब्जियों के नाम</p>	<ul style="list-style-type: none"> • स्पष्ट उच्चारण • भाषा की उपयोगिता एवं महत्त्व का ज्ञान • बौद्धिक क्षमता का विकास 	<p>संबंधित क्रियाकलाप</p> <ul style="list-style-type: none"> • अंगो के नाम • चित्र देखकर नाम लिखो। • सही शब्द पर घेरा लगाइए। • आ मात्रा का अभ्यास • वर्ग पहेली • शब्द रचना • पढ़िए, समझिए व सुर में बोलिए • जोड़ो तो जानो • चार अक्षर के शब्दों में 'आ' की मात्रा लगाकर पढ़ना (चित्र सहित) <p>जैसे- अखबार, दरवाज़ा</p> <ul style="list-style-type: none"> • आ की मात्रा से बने सरल वाक्य को पढ़ना व लिखना । <p>जैसे – माला पहन । आम चख ।</p> <p>पाँच फलों व सब्जियों के नाम लिखना व पढ़ना (चित्र सहित)</p>										
		<table border="1"> <tbody> <tr> <td>आम</td> <td>गाजर</td> </tr> <tr> <td>अनार</td> <td>टमाटर</td> </tr> <tr> <td>अनानास</td> <td>मटर</td> </tr> <tr> <td>पालक</td> <td>कटहल</td> </tr> <tr> <td>शलगम</td> <td>अदरक</td> </tr> </tbody> </table>	आम	गाजर	अनार	टमाटर	अनानास	मटर	पालक	कटहल	शलगम	अदरक
आम	गाजर											
अनार	टमाटर											
अनानास	मटर											
पालक	कटहल											
शलगम	अदरक											
		<p>संबंधित क्रियाकलाप</p> <ul style="list-style-type: none"> • शब्दों को चित्र से मिलाएं। • सही शब्द पर गोला लगाओ। • वर्ग पहेली • देखो और लिखो। • कहानी क्रमानुसार पूरी करो। 										

TOPIC	LEARNING OBJECTIVE	TEACHING METHODOLOGY / ACTIVITIES
कावेताय 1 सोने की चिड़ियाँ (पृष्ठ 54) 2 हाथी (पृष्ठ 53)	<ul style="list-style-type: none"> • मनोरजन • नई कविता का स्मरण 	<ul style="list-style-type: none"> • सोने की चिड़ियाँ कावेता का गायन मुद्राओं के साथ कराया जाएगा। • हाथी कविता को रुचिकर बनाकर याद कराया जाएगा।

NUMBER WORK

What comes after, before, between (1 to 50)

- Develop mental aptitude analytical thinking
- Develop observation power and comparative study.

Practice of what comes before, after and between upto number 50

e.g. 45 _____

_____ 29

13 _____ 15

NUMBER NAMES

(KG Mathematics Book)

Pg 84 to 86

Weight

- To correlate numbers with their respective number names
- Concept of weight
- To develop observatory power and to do comparison
- Clarity in Mathematical concept

Related Activities

- Count and write the number names
- Matching
- Children will hold a objects in hand to compare the weight between any two objects.

Related Exercises

- Feel the weight Heavy / Light
- Write H for Heavy and L for Light

Environmental Concept

TOPIC	LEARNING OBJECTIVE	TEACHING METHODOLOGY / ACTIVITIES
Light	<ul style="list-style-type: none"> • Understanding of the concept • Develop vocabulary • Conservation of light 	<p>General conservation on the topic</p> <ul style="list-style-type: none"> • Sun gives us light • We can not see without light • We use tube light or bulb to see at night
<p>Living and Non-Living things</p> <p>Integrated Activity Book (Pg 58, 59)</p>	<ul style="list-style-type: none"> • Differentiate between living and non-living things • Enhance communication skills • Develop mental abilities 	<p>General conversation on Living and Non Living things</p> <ul style="list-style-type: none"> • Difference between living and non living things • Living things – People, animals, birds, plants, insects etc. • Non living things – table, chair, pencil, door, book, stone, black board etc. <p>Related Exercises</p> <ul style="list-style-type: none"> • Identify the living things and write their names. • Find non-living things and write their names.

CREATIVE DEVELOPMENT

Colouring and Pattern Making	<ul style="list-style-type: none"> • Develop thinking and motor skills 	<ul style="list-style-type: none"> • Draw the pattern and colour the picture. • Free hand drawing • Birthday Scene
------------------------------	---	---



THE FOX AND THE CROW(july)



Once a hungry crow got a piece of bread. She flew with it to a tree.

She was about to eat the bread. Soon a fox came there. He wanted to get that piece of bread. The cunning fox said Oh ! My dear crow, how beautiful you

are

!

Surely you have a sweet voice too. Can you please sing a song for me.

The crow felt proud on hearing this. She opened her mouth to sing. Lo! the piece of bread fell down. The fox picked it up. He laughed at the crow and walked

away.

THE PEACOCK AND THE CRANE(Sept)



One day a peacock met a crane and said, "So sorry for you. You have so dull feathers. Look at the fine colours of my feathers."

"Well!" replied the crane, "your look are brighter than mine.

But whereas I can fly high up into the sky.

All you can do is to strut about on the ground."

The peacock walked away with his head down.

THE FROG AND THE CROCODILE (nov)



Once a Crocodile and Frog were best friends. Crocodile was bored of eating fish. His friend frog gives him an idea to act as a dead.

The Frog calls a rabbit and tells him that Crocodile is no more.

But the clever rabbit said that when the crocodiles die, their tail starts moving.

The Foolish crocodile starts moving his tail and the Rabbit ran away.

THE DONKEY IN LION'S SKIN(Dec)




A donkey dressed itself in a lion's skin. Whenever he went near the other animals and villager's feared him. Everyone thought that he was a real lion. Soon he became bold.

**But one day some farmers heard him braying.
They ran after him with sticks.**

They beat him to death.

Thus, the poor donkey paid the price for his foolishness.

THE DOVE AND THE ANT (Feb/ March)



Once an ant fell into a pond. He was struggling to come out. A dove sitting on a tree saw this. He dropped a leaf for the ant.

The ant got on the leaf and reached the pond safely. Few day later the ant saw a hunter.

He was aiming at the dove. The ant stung the hunter. The hunter cried out.

On hearing the scream the dove flew away.

Thus the ant saved the dove and they became good friends.

WORD

BANK



lad

bat



dog


box



pot



जग



ऊन



करवट

THREE LETTER VOWEL WORDS

THREE LETTER VOWEL WORDS					
APRIL & MAY					
—at	—ap	—ab	—ad		
bat	cap	cab	bad		
cat	gap	dab	mad		
fat	lap	nab	pad		
hat	map	fab	lad		
mat	nap	tab	dad		
pat	sap	lab	had		
rat	tap		sad		
sat					
JULY					
—ag	—an	—ax	—am		
bag	ban	wax	jam		
rag	can	tax	ham		
sag	fan	fax	ram		
tag	man	max	sam		
nag	pan		dam		
wag	ran		mam		
gag	tan		yam		
	van				
AUGUST					
—et	—ed	—eg	—en	—eb	—em
bet	bed	beg	men	web	hem
met	fed	peg	pen	feb	fem
get	led	leg	hen		
jet	red		ten		
let	wed		den		
pet			ben		
wet			zen		
set			yen		
net					

SEPTEMBER							
—it	—ip	—ig	—id	—in	—ib	—ix	—im
fit	nip	big	bid	bin	bib	fix	dim
hit	sip	dig	did	din	nib	mix	him
kit	dip	fig	hid	pin	rib	six	rim
sit	lip	pig	lid	rin	sib	pix	tim
lit	zip	wig	kid	sin			vim
nit	rip	rig	rid	tin			sim
bit	tip	tig	sid	fin			jim
pit	hip		mid	kin			
				win			
OCTOBER							
—ot	—op	—og	—od	—oy	—ox	—ob	
cot	hop	fog	rod	boy	box	bob	
dot	mop	hog	pod	coy	fox	cob	
got	cop	jog	god	joy	pox	sob	
hot	top	log	nod	toy		rob	
pot	sop	mog	cod			mob	
lot	pop	dog				job	
not							
rot							
tot							
NOVEMBER							
—ut	—up	—ug	—un	—ub	—UM	—ud	
but	pup	bug	bur	cut	hum	bud	
cut	cup	dug	fun	tub	gum	mud	
nut		hug	gur	pub	sum	cud	
gut		jug	nun	hub	mum		
but		mug	rur	dub	rum		
		rug	sun	rub	yum		
		tug		sub	num		

अगस्त- चित्र सहित दो अक्षर वाले शब्द

बस फल रथ खत नल घर दस वन जल कप धन फ़न

थन आम ऊन एक नथ मग पढ़ चख हल चल

दो अक्षर के शब्द

कब टन पल पर सच सज फर खग ठन ठग हट बल

गज गड़ डर डस कल ठग बच ढक मन मल अब लग

दम तट तन यह यश जब बन बह छल रस तब लट

सब नहीं मर झट थक वह सच सर शत शक नर पर

सितंबर - चित्र सहित तीन अक्षर के शब्द

क +मल =कमल

म +टर =मटर

स + डक= सड़क

ब + टन= बटन

फ़सल महल चहर शहर मगर पलक कमर भवन कमल ऐनक औरत नयन शहद कलश नहर
गरम नमक चरण ।

अक्टूबर - तीन अक्षर के शब्द

भनक बदन मदन चहक कपट पटक सदन खनक महक लपट नरम खबर
मरण झटक कलश शरम दहक जगत इधर उधर टहल तरफ नज़र कनक
डगर बहन पकड़ अमन पहल चहल रगड़ दमक धमक रहम पहन सहन
कड़क पहर ठहर लहर नगर अगर झगड़ भड़क तड़क लटक ।

नवंबर- चित्र सहित चार अक्षर के शब्द

बरतन शलगम अचकन शरबत अजगर मलहम कसरत उपवन अदरक बरगद
खटमल
मलमल दमकल कटहल तरकश गरदन टमटम सड़सट उपटन ।

चार अक्षर के शब्द

हलचल गड़बड़ झटपट सरपट करवट नटखट मखमल हरकत सहमत जनमत
खटपट ।
बचपन धड़कन दलदल अनबन अटकल पलटन भगवन अड़चन जलचर वनचर
नभचर ।
चटपट पनघट पतझड़ जगमग भगदड़ चमचम गदगद डगमग लगभग दशरथ
परमल सरकस तनमय चमचम ।

दिसम्बर- आ की मात्रा (प्रथम व्यंजन) के शब्द ।

नाव, आम, कार, हार, कान, बाल, नाक, हाथ, शाल, बाग, जाल, थाल, चार, डाक, तार
पार, मार, काम, राम, नाम, आज, सात, जान, साफ़, थान, ठान, दान, पान, तान, मान
काल, हाल, चाल, टाल, डाल, भाल, लाल, हाल, धार, दाम, दाग, भाग, काट, नाथ, साग
वार, पास।

जनवरी- आ की मात्रा का प्रयोग (द्वितीय व्यंजन में)

कला, तला, पला, चला, ढला, जला, मला, हवा, बजा, मजा, बता, गला, सजा, कहा, बहा
पता, लला, रमा, कमा, समा ।

दोनों व्यंजनों में

माता, छाता, ताला, माला, जाला, नाला, खाना, भाला, भाजा, खाजा, चाचा, दादा, मामा
गाना, आशा ।

तीन अक्षर के व्यंजनों वाले शब्दों के आखिर में

गमला, तसला, तबला, चरखा, सरला, कमला, हमला, बरखा, हलवा, गहना, कहना, धरना,
भरना, करना, बदला ।

तीन अक्षर के व्यंजनों के शब्द के प्रथम व्यंजन में

बादल, गाजर, चावल, सागर, भारत, चादर, काजल, गागर ।

तीन अक्षर के व्यंजनों वाले शब्दों के बीच में मात्रा

अनार, इनाम, पहाड़, पचास, अचार, धमाल, कमाल, जवान, सवाल, जवाब, खराब, नवाब

कबाड़, डकार ।

तीन अक्षर के व्यंजनों के शब्दों के प्रथम व अन्तिम व्यंजन में मात्रा

राजमा, भागना, जागना, आगरा, बाजरा, चाटना, नाचना, मारना, साधना, फाड़ना, मारना ।

फ़रवरी व मार्च- चार अक्षर में आ की मात्रा का प्रयोग ।

अखबार, तलवार, भगवान, बलवान, पकवान, दयावान, सरकार, धनवान, टमाटर, पाठशाला

दवाखाना, डाकखाना, दरवाज़ा, अनानास, कारखाना, पहनाया, बरसाया, जानवर, समाचार

आसमान, पहलवान, हवलदार ।

